




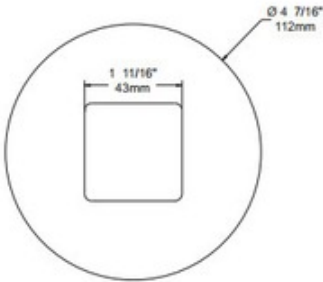
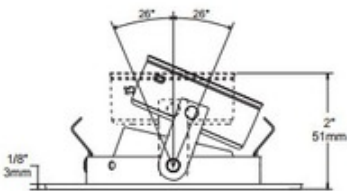
BRAND Contrast Lighting

DESCRIPTION

3.5 inch low profile adjustable wall wash trim with square pinhole opening features a standard anodized aluminum reflector. Also available with a painted reflector in White, Black or Matte White, a specular reflector in Black, Champagne or Clear, or an anodized reflector in Azur, Burnt Orange, Cobalt Blue, Inca Gold or Ruby. Trim finish available in White, Black, Gold Plated 24K, Chrome, Brushed Chrome, Architectural Bronze, Antique Copper, Antique Brass, Antique Silver, Matte White, Brushed Nickel, Satin Nickel or Almond. For use with 20 watt 12 volt MR16 housings ISMR3000M, ISMR3000E20, ISMR3000M20. For use with 35 watt 12 volt MR16 housings ISMR3000E35, ISMR3000M35. For use with 50 watt 12 volt MR16 housings IT3000LE, IT3000LM, NW3000CE, NW3000CM, NW3000LE, NW3000LM. For use with 50 watt 120 volt GU10 housings NW3000LT. 4.4 inch diameter x 2 inches high. Suitable for damp location. UL listed. Lamp not included.



TRIM COLOR	Natural Anodized Aluminum
BODY FINISH	Matte White
WATTAGE	N/A
DIMMER	Dimmable
DIMENSIONS	4.4"W x 2"H
BULB NOT INCLUDED	
LAMP	1 x MR16/GU5.3 (bipin)/12V Halogen 1 x MR16/GU5.3 (bipin)/12V LED
Technical Information	
FUNCTION	Wall Washer
CEILING TYPE	Drywall with Trim
APERTURE SHAPE	Pinhole
APERTURE SIZE	1.000"
SPEC #	CLT106879



COMPANY	PROJECT	FIXTURE TYPE	APPROVED BY	DATE