

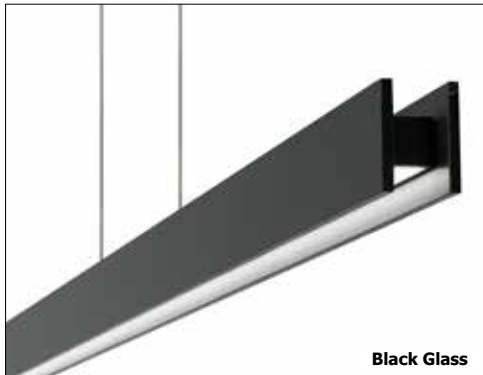
GLIDE GLASS - CENTER FEED, 120V/24VAC FIXTURE -92CRI



MADE IN THE USA



White Glass



Black Glass

Description:

The Glide Center Feed features a direct 1" (D1) flat lens with 100 degree beam spread. At 7 watts per foot, the 24 volt AC suspension contains very warm white 2,700K or warm white 3,000K 92CRI LEDs. The suspension is 48 or 60 inches long and custom sizes are also available. The Glide includes 26" rectangle canopy and feeds power at the center from a 24 VAC Class 2 electronic low voltage LED transformer (included), which fits inside a standard 4" electrical box with round plaster ring and is dimmable with an electronic low voltage dimmer. All cables have a Satin Nickel finish. Fixture is covered by a 5 year warranty.

Glass Finish:

Black, White and Mirrored Glass

Applications:

Indoor - Architectural lighting, general lighting and retail

Lamp:

Version	Watts per Foot	Lumens per Watt	per Foot	92CRI 27K, 30K	50,000 Hour Lamp Life
Glide D1	7	33	230	●	●

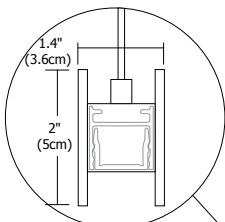
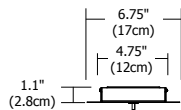
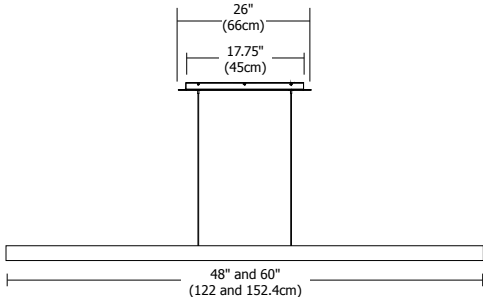
Lumen values are based on the 3000K LED test.

Power Supply:

120V input, 24VAC Class 2 output; electronic low voltage LED transformer (included) that fits inside standard junction box

Dimming

Dimmable with electronic low voltage dimmer. Lutron: Diva #DVELV-300P; Skylark #SELV-300P dimmers recommended



System Lens Power Feed Length in Inches Color Temperature Glass Finish

GL - **D1** - **C** - **60IN** - **27K** - **GBK**

GL Glide **D1** Direct 1" **C** Center Feed **48** 48" (122cm) **60** 60" (152.4cm) **27K** 2,700K Very Warm White **30K** 3,000K Warm White **GBK** Black Glass **GWH** White Glass **GMI** Mirrored Glass

PROJECT: _____ FIXTURE TYPE: _____ DATE: _____

