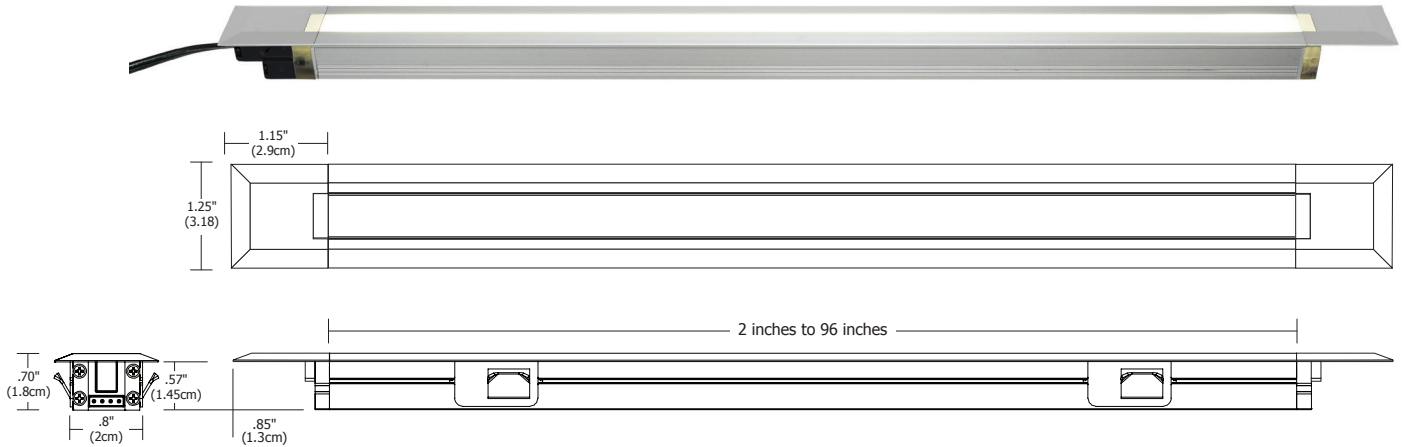


MILLWORK LIGHT CHANNEL 2.3W, 12V HIGH OUTPUT, PREMIUM CRI (80+)



Warm White with 61° White Diffuser Lens		
Distance	Beam	Foot Candles
12in	15"	58 FC
18in	21"	34 FC
24in	29"	24 FC
36in	42"	13 FC

Warm White with 26° Clear Diffuser Lens		
Distance	Beam	Foot Candles
12in	7"	115 FC
18in	10"	72 FC
24in	13"	50 FC
36in	16"	28 FC

Description:

The Light Channel Millwork LED features 12 volt Soft Strip Premium (SS2P) included inside a slim, paintable aluminum extrusion. Fits in a minimum 3/4" thick wood boards. The 61 degree white diffuser lens projects a clean line of light and eliminates LED dots, while the clear lens provides maximum light levels. The linear system is sold in 2 inch increments up to 96 inches and includes 4 spring clips per foot; fixtures can be linked end-to-end with plug-in flexible connectors for a maximum run of 25 feet. At only 2.3 watts, each foot of Light Channel contains 36 warm-white, high CRI LEDs with excellent color rendering. The fixtures are powered by a 60 watt power supply, which is dimmable with an electronic low voltage dimmer. Fixture includes a 5 year warranty.

Applications:

Indoor Only - Task lighting, recessed under cabinet, furniture, steps, floating staircases, retail, libraries and closets. Mill Work Light Channel is identified for use in the storage area of a closet per NEC Article 410.16(A)(3) and 410.16(C)(5). Fixture is ETL listed for dry location for closet use with clothing and complies with UL Standard 2108.



Lamp:

36 warm white (3,000K) LEDs per foot, 80+CRI
LED lamps consume 2.3 watts per foot delivering 115 lumens

Average Lamp Life:

32,000 hours

Power Supply:

60 watt, 120 volt input, 12 volt DC output **TEB-60L-12DC**

Dimming:

Dimmable with low voltage electronic dimmer using power supply above. See power supply spec sheet for additional details.
Lutron: Diva **#DVELV-300P**; Skylark **#SELV-300P**;
Maestro **#MAELV-600** are recommended

System	Voltage	Length in Inches	Color Temperature	Finish
LCMW	12V	58	DWW	SA
<small>LCMW Light Channel Millwork</small>	<small>12V 12 Volt</small>	<small>2-96 Order in 2 inch increments up to 96 inches (quick ship 12, 24, 36, 48 & 96)</small>	<small>DWW Diffuser Lens Warm White (3,000K) CWW Clear Lens Warm White (3,000K)</small>	<small>SA Satin Aluminum</small>

PROJECT:

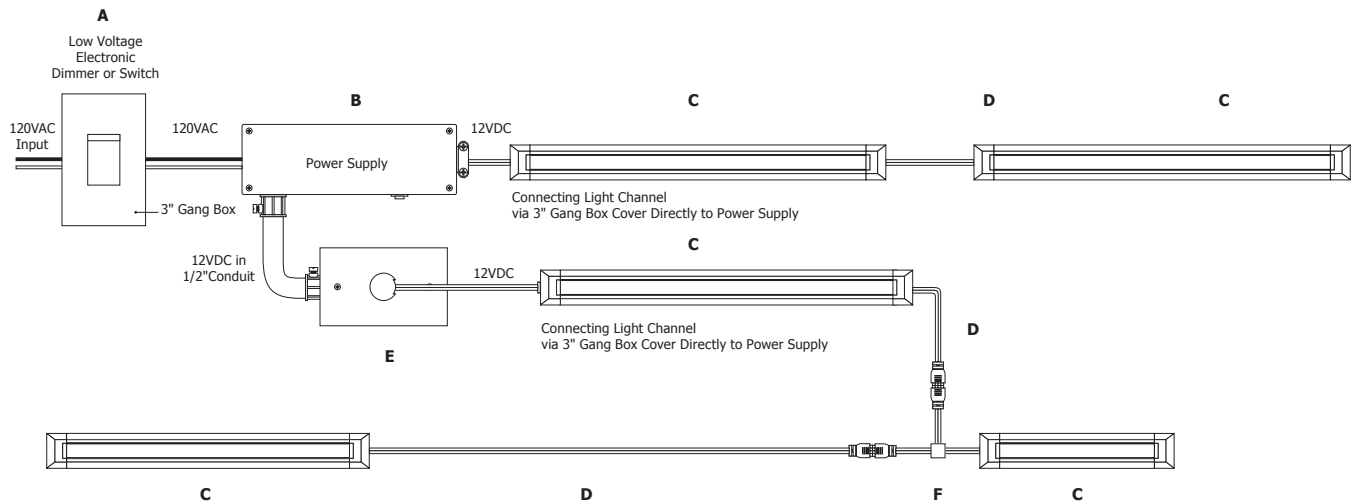
FIXTURE TYPE:

DATE:

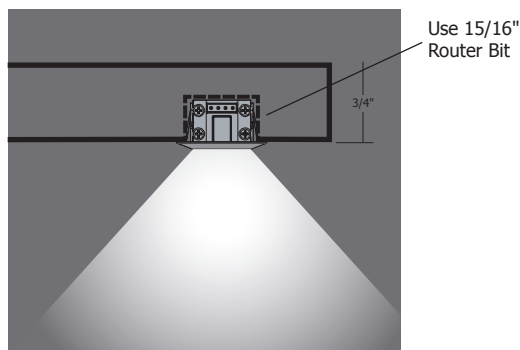
Application: Electronic low-voltage dimming for 2.3W/12V Light Channel Millwork

Power Supply: 60 watt, 120 volt input, 12 volt DC output **TEB-60L-12DC**

Dimming: Dimmable with low voltage electronic dimmer using power supply above. See power supply spec sheet for additional details.
Lutron: Diva **#DVELV-300P**; Skylark **#SELV-300P**;
Maestro **#MAELV-600** dimmers are recommended



Recessed in 3/4" Wood Shelf



- A. Lutron Dimmers
Diva **DVELV-300P** or Skylark **SELV-300P**
- B. 60W 12VDC Power Supply
TEB-60L-12DC
- C. Light Channel Mill Work
LCMW-12V-_-_-SA
- D. Flexible connector order to length
LC-CFX-_-
- E. Optional: 3" Rectangle Canopy Cover **3RE-WH** or
4" Round Canopy Cover **4RD-WH** or
Splice Box **1RB-WH**
- F. 3" Flexible T-Connector
SS-CFXT-3IN

PROJECT:

FIXTURE
TYPE:

DATE: