

Description:

LED power supplies transform and regulate power from a line voltage power source into low voltage power for use with **LED** lighting. The PS-30W-12VDC power supply accepts input voltage ranging from 100-130 volts AC and outputs 12 volt DC power up to 30 watts.

Applications:

Indoor or Outdoor

Power Input:

100-130VAC, 50/60Hz

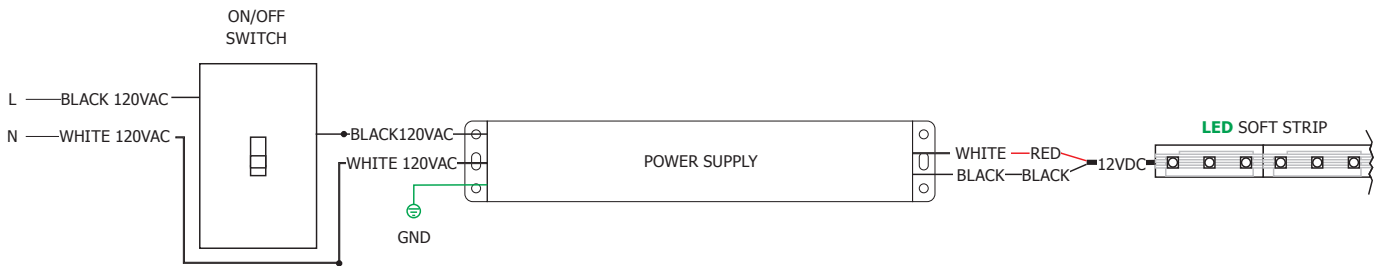
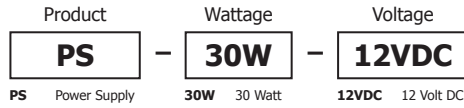
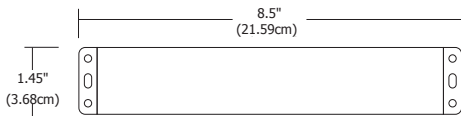
Power Output:

12 volts DC 2.5A 30 watt maximum

Dimensions:

8.5" x 1.45" x 1"

TOP VIEW



PROJECT:

FIXTURE TYPE:

DATE: