

**Description:**

Cirrus Channel Suspension D1 features a direct 1" flat linear lens with 100 degree beam spread. At 2.5 or 5.5 watts per foot, the 24 volt DC Cirrus Channel suspension contains 85+or 95+CRI LEDs. Includes a 4" square canopy, a 12 foot power cable (for every run) and suspension cables (for support every 5 feet). It feeds power at the end using a standard junction box and must be wired into a Class 2 remote power supply up to 40 feet away. Available from 12 inches to 204 inches/17 feet (5WDC) or 480 inches/40 feet (2WDC). May be ordered in 3, 5, 8 or 10 inch increments. Lengths greater than 120 inches will ship as two or more segments that join together. All cables and hardware have a satin nickel finish. Fixtures include a 5 year warranty.

**Finishes:**

Satin Nickel, Chrome, Antique Bronze, Satin Aluminum, White and Satin Black Custom finishes available

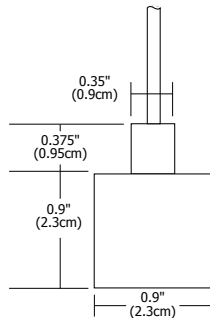
**Applications:**

Indoor - Architectural lighting, general lighting and retail  
Mount fixture 70" above finished floor

**Lamp:**

Version	Watts per Foot	Lumens		85+CRI 24K, 35K, 40K, 57K	95+CRI 27K, 30K	50,000 Hour Lamp Life
		per Watt	per Foot			
2WDC	2.5			•	•	•
5WDC	5.5	47	318	•	•	•

Lumen values are based on the 3000K LED test.



**Power Supply (24VDC):**


- PSB-25W-010-24VDC** 120VAC input, 25 watt output
- PSB-96W-010-24VDC** 120-277VAC input, 96 watt output
- PSB-100W-ELV-24VDC** 120VAC input, 96 watt output
- PSB-2X96W-010-24VDC** 120-277VAC input, 2x96 watt output
- PSB-2X100W-ELV-24VDC** 120VAC input, 2x96 watt output

**Dimming:**

010 power supplies use 0-10V dimmer: Philips Sunrise SR1200ZTUNV.  
ELV power supplies use ELV dimmer: Legrand, Adorne ADTP703TU;  
Lutron: Diva DVELV-300P, Skylark SELV-300P, Maestro MAELV-600 and Radio Ra 2

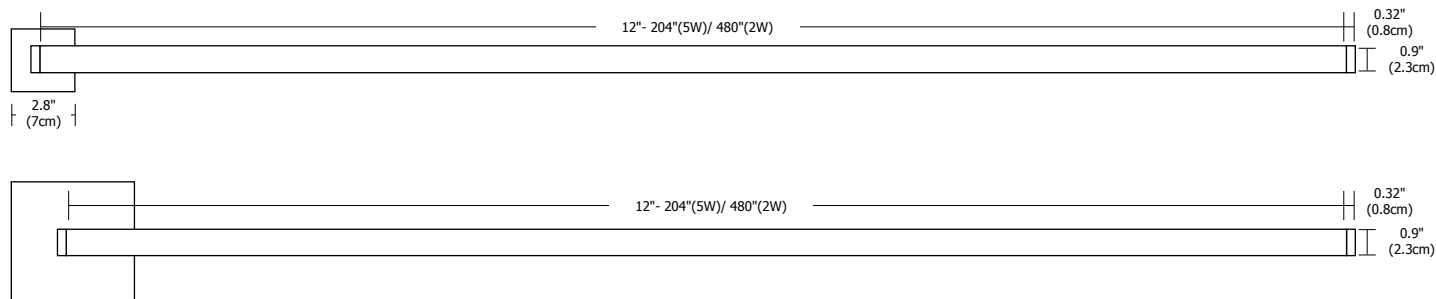
**Channel Suspension Swag Hook (sold separately):**

Swag Hook extends a cable to an electrical box that is not located directly above desired fixture location.

System	Type					
<b>CS</b>	<b>SWAG</b>					
CS Channel Suspension	SWAG Swag Hook					
System	Lens	Wattage/Voltage	Length in Inches	Color Temperature	Finish	
<b>CCS</b>	<b>D1</b>	<b>5WDC</b>	<b>480IN</b>	<b>27K</b>	<b>SN</b>	
CCS Cirrus Channel Suspension	D1 Direct 1" Lens	<b>2WDC</b> 2.5 Watt 24 Volt DC <b>5WDC</b> 5.5 Watt 24 Volt DC	<b>12-480</b> Order in 12 inch increments up to 204 inches (5.5W) or 480 (2.5W) May be ordered in 3, 5, 8 or 10 inch increments	<b>24K</b> 2400K Amber White <b>27K</b> 2700K Very Warm White <b>30K</b> 3000K Warm White <b>35K</b> 3500K Neutral White <b>40K</b> 4000K Cool White <b>57K</b> 5700K Daylight White	<b>SN</b> Satin Nickel <b>CH</b> Chrome <b>BZ</b> Antique Bronze <b>SA</b> Satin Aluminum <b>BK</b> Satin Black <b>WH</b> White	

# CIRRUS CHANNEL SUSPENSION D1, DIRECT 1" LENS 24VDC SYSTEM, 85+ OR 95+CRI

REV09.05.14



Satin Aluminum Anodized



Satin Nickel Anodized



Antique Bronze Anodized



Satin Black Anodized



Chrome Plated

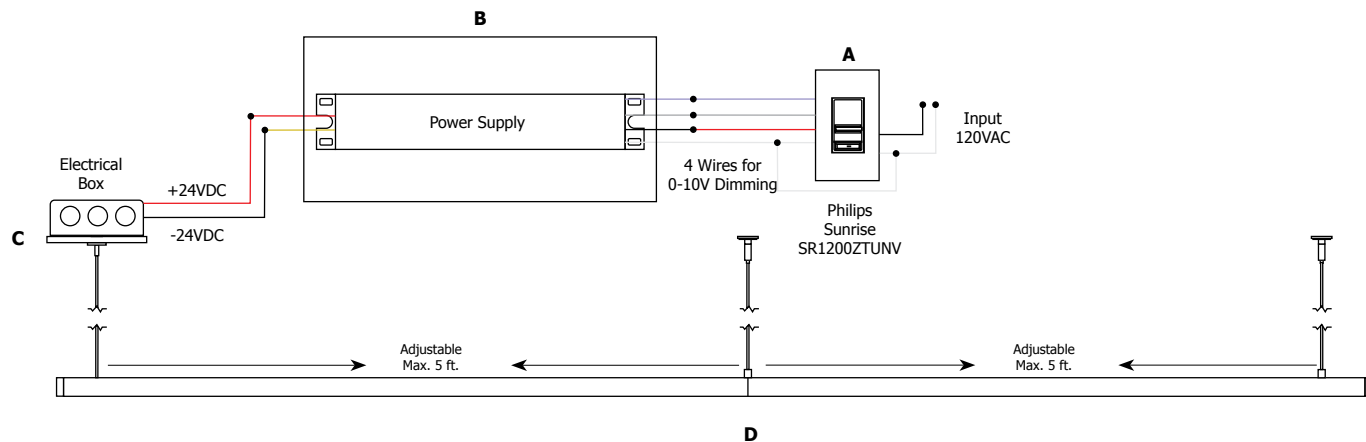


White Powder Coated

**Application:** 0-10V dimming for Cirrus Suspension

**Power Supply:** Class 2, 24VDC output: 120VAC input, PSB-25W-010-24VDC; 120-277VAC input, PSB-96W-010-24VDC; PSB-2X96W-010 -24VDC

**Dimming:** Dimmable with 0-10V dimmer using power supplies above: Philips Sunrise SR1200ZTUNV, 0-10V dimmer recommended.



Warm White 100°		
Distance	Foot Candles 5.5W	Foot Candles 2.5W
2ft	126	71
3ft	62	35
4ft	39	22
6ft	20	12
8ft	12	7

- A. Philips Sunrise 0-10V Dimmer  
**SR1200ZTUNV**
- B. 96W 24VDC Power Supply  
**PSB-96W-010-24VDC**
- C. 4.6" Square Canopy (included)
- D. Cirrus Channel Suspension 12"- 480"  
**CCS-D1-\_WDC-\_IN-\_K-\_**

PROJECT:

FIXTURE  
TYPE:

DATE: