

Description:

Cirrus Channel Suspension R1 features a rectangle 1" flat linear lens with 100 degree beam spread. At 2.5 or 5.5 watts per foot, the 24 volt DC Cirrus Channel suspension contains 85+ or 95+CRI LEDs. Includes a 4" square canopy, a 12 foot power cable (for every run) and suspension cables (for support every 5 feet). It feeds power at the end using a standard junction box and must be wired into a Class 2 remote power supply up to 40 feet away. Available from 12 inches to 204 inches/17 feet (5WDC) or 480 inches/40 feet (2WDC). May be ordered in 3, 5, 8 or 10 inch increments. Lengths greater than 120 inches will ship as two or more segments that join together. All cables and hardware have a satin nickel finish. Fixtures include a 5 year warranty.

Finishes:

Satin Nickel, Chrome, Antique Bronze, Satin Aluminum, White and Satin Black Custom finishes available

Applications:

Indoor - Architectural lighting, general lighting and retail
Mount fixture 70" above finished floor

Lamp:

Version	Watts per Foot	Lumens per Watt	Lumens per Foot	85+CRI 24K, 35K, 40K, 57K	95+CRI 27K, 30K	50,000 Hour Lamp Life
2WDC	2.5	62	224	●	●	●
5WDC	5.5	65	437	●	●	●

Lumen values are based on the 3000K LED test.

Power Supply (24VDC):

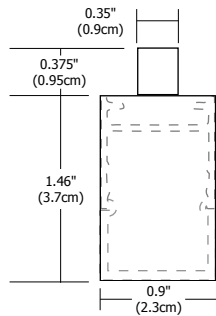
- PSB-25W-010-24VDC** 120VAC input, 25 watt output
- PSB-96W-010-24VDC** 120-277VAC input, 96 watt output
- PSB-100W-ELV-24VDC** 120VAC input, 96 watt output
- PSB-2X96W-010-24VDC** 120-277VAC input, 2x96 watt output
- PSB-2X100W-ELV-24VDC** 120VAC input, 2x96 watt output

Dimming:

010 power supplies use 0-10V dimmer: Philips Sunrise SR1200ZTUNV.
ELV power supplies use ELV dimmer: Legrand, Adorne ADTP703TU;
Lutron: Diva DVELV-300P, Skylark SELV-300P, Maestro MAELV-600 and Radio Ra 2

Channel Suspension Swag Hook (sold separately):

Swag Hook extends a cable to an electrical box that is not located directly above desired fixture location.




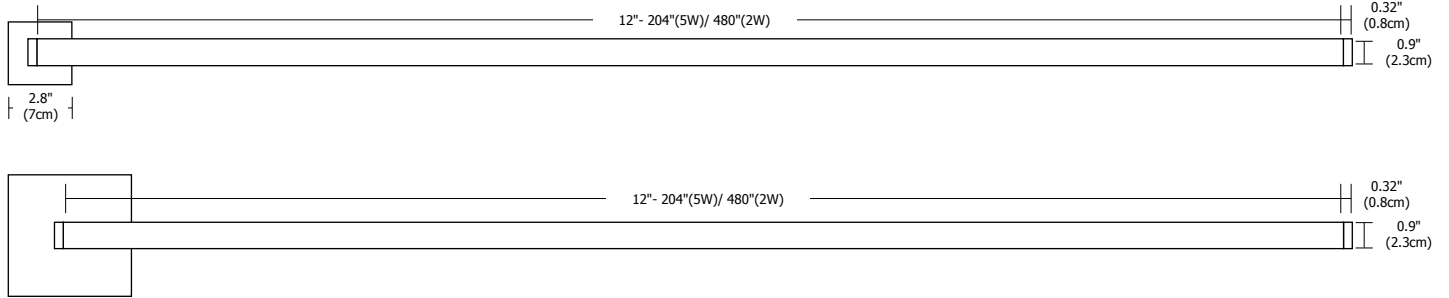
System: **CS** Channel Suspension
Type: **SWAG** Swag Hook



System: **CCS** Cirrus Channel Suspension
Lens: **R1** Rectangular 1" Lens
Wattage/Voltage: **5WDC** 2.5 Watt 24 Volt DC, 5.5 Watt 24 Volt DC
Length in Inches: **480IN** 12-480 Order in 12 inch increments up to 204 inches (5.5W) or 480 (2.5W) May be ordered in 3, 5, 8 or 10 inch increments
Color Temperature: **27K** 24K 2400K Amber White, 27K 2700K Very Warm White, 30K 3000K Warm White, 35K 3500K Neutral White, 40K 4000K Cool White, 57K 5700K Daylight White
Finish: **SN** Satin Nickel, **CH** Chrome, **BZ** Antique Bronze, **SA** Satin Aluminum, **BK** Satin Black, **WH** White

PROJECT: _____ FIXTURE TYPE: _____ DATE: _____

CIRRUS CHANNEL SUSPENSION R1, RECTANGULAR 1" LENS 24VDC SYSTEM, 85+ OR 95+CRI



Satin Aluminum Anodized



Satin Nickel Anodized



Antique Bronze Anodized



Satin Black Anodized



Chrome Plated

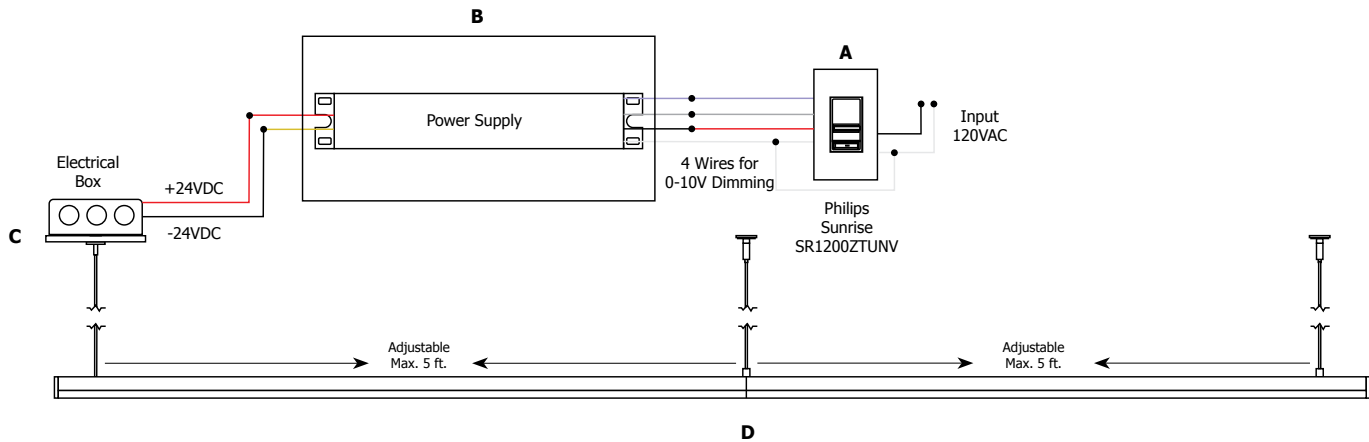


White Powder Coated

Application: 0-10V dimming for Cirrus Suspension

Power Supply: Class 2, 24VDC output: 120VAC input, PSB-25W-010-24VDC; 120-277VAC input, PSB-96W-010-24VDC; PSB-2X96W-010 -24VDC

Dimming: Dimmable with 0-10V dimmer using power supplies above: Philips Sunrise SR1200ZTUNV, 0-10V dimmer recommended.



Warm White 100°		
Distance	Foot Candles 5.5W	Foot Candles 2.5W
2ft	126	71
3ft	62	35
4ft	39	22
6ft	20	12
8ft	12	7

A. Philips Sunrise 0-10V Dimmer
SR1200ZTUNV

B. 96W 24VDC Power Supply
PSB-96W-010-24VDC

C. 4.6" Square Canopy (included)

D. Cirrus R1 Channel Suspension 12"- 480"
CCS-R1- _WDC- _IN- _K- _

PROJECT:

FIXTURE
TYPE:

DATE: