



Description: Verge channel emits ambient illumination to soften the aesthetic of a space, imparting a sense of harmony and tranquility. Verge provides illumination to create a floating wall effect. The slim, plaster-in aluminum channel with 4" paintable aluminum backer plate houses a single row of high CRI, commercial-grade white or color changing LEDs. The 24VDC linear LED system mounts directly to studs without joist modification and plasters into 5/8" or thicker dry-wall. Verge channel is sold in 5 foot increments up to 40 feet and may be field-cut to any length. LED Soft Strip may be cut every 2.4 inches. Coordinate installation with electrician and drywall contractors. Fixture includes a 5 year warranty. ETL listed.

Applications: Indoor Only—Toe-kicks, cove lighting and floating wall effects for hospitality, retail and residential environments. For ceiling, door frames and corners, use other types of Verge.

Lamp:

Watts per Foot	Lumens per Watt	Lumens per Foot	85+CRI 24K, 35K, 40K, 57K	90+CRI 2K4K	95+CRI 27K, 30K	RGB	RGBW
2WDC	57	186	•		•		
3WDC	N/A	N/A				•	
5WDC	N/A	N/A		•			
6WDC	N/A	N/A					•

Lumen values are based on the 3000K LED test.

Average Lamp Life: 50,000 hours

Power Supply:

White LED system, compatible Electronic Low Voltage Dimming (ELV) 120VAC input:
 PSB-60W-ELV-24VDC (24VDC 60W output) | PSB-100W-ELV-24VDC (24VDC 100W output) |
 PSB-2X100W-ELV-24VDC (24VDC 2X100W output).

White LED system, compatible 0-10 Volt Dimming (010) 120-277VAC input:
 PSB-96W-010-24VDC (24VDC 96W output) | PSB-2X96W-010-24VDC (24VDC 2X96W output).

In-Wall Mounting Kits: PSB-60W-ELV-24VDC-IW | PSB-100W-ELV-24VDC-IW |
 PSB-2X100W-ELV-24VDC-IW | PSB-96W-010-24VDC-IW | PSB-2X96W-010-24VDC-IW

RGB and RGBW LED System: PSB-100W-24VDC-RGB (24VDC 100W output) |
 PSB-2X100W-24VDC-RGB (24VDC 2X100W output) | PSB-3X100W-24VDC-RGB (24VDC 3X100W
 output) | PSB-4X100W-24VDC-RGB (24VDC 4X100W output)

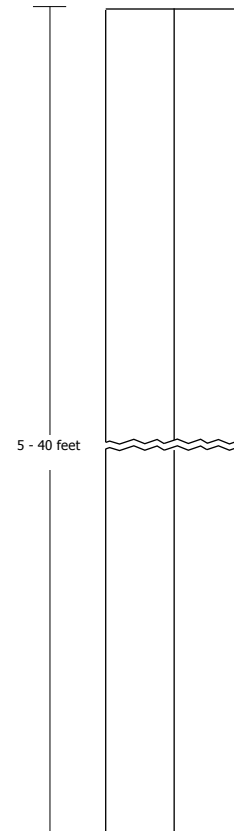
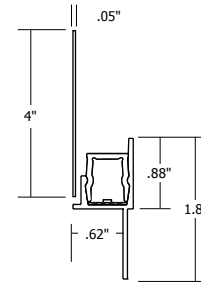
Dimming and Controls:

ELV Dimmers: Legrand: Adorne ADTH700RMTU ; Lutron: DIVA DVELV-300P, Skylark SELV-300P and Maestro MAELV-600.

010V Dimmers: Lutron: Radio Ra2 (with GRX-TVI), Grafik Eye Qs (with GRX-TVI), Diva (with PP20); Nova T; Philips: Sunrise SR1200ZTUNV; Leviton: IP710-DL

RGB Controls: Touch Screen Controller with Power Supply (CTP), or Color Dial Controller with Power Supply (CDP).

Included Components: Verge channel, LED Soft Strip, Verge Junction Box, counter sink bit to mount extrusion and backer plate, all required mounting hardware and paintable aluminum backer plate. See page 2 of specification sheet for additional details.



VERGE 24VDC ORDERING CODES

System	Wattage	Length in Feet	Color Temperature
VG	- 2WDC	- 10FT	- 27K
VG	Verge	2WDC	2.5 Watts/Foot
		3WDC	3 Watts/Foot
		5WDC	5 Watts/Foot (20 Foot Max)
		6WDC	6 Watts/Foot (16 Foot Max)
		5	5 Feet
		10	10 Feet
		15	15 Feet
		20	20 Feet
		25	25 Feet
		30	30 Feet
		35	35 Feet (RGB max)
		40	40 Feet (White max)
		24K	2400K Amber White
		27K	2700K Very Warm White 95+CRI
		30K	3000K Warm White 95+CRI
		35K	3500K Neutral White
		40K	4000K Cool White
		57K	5700K Daylight White
		2K4K	2000K-4100K Variable White (5WDC only)
		RGB	Red, Green and Blue (3WDC only)
		RGBW	Red, Green, Blue and 2000K White (6WDC only)

For custom design and layout assistance, send drawings to design@purelighting.com

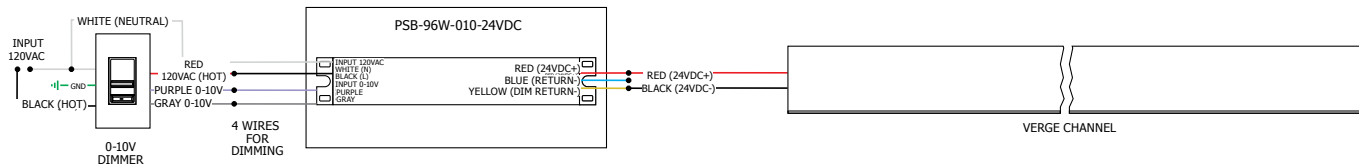
COMPANY		FIXTURE TYPE		DATE	
PROJECT		APPROVED BY			

Product specification subject to change without notification. REV. 04.15.15

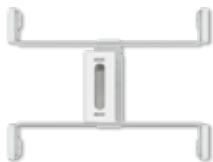




- Application:** 0-10V dimming for Verge
- Power Supply:** PSB-96W-010-24VDC (24VDC 96W output) | PSB-2X96W-010-24VDC (24VDC 2X96W output).
- Dimming:** Radio Ra2 (with GRX-TVI), Grafik Eye Qs (with GRX-TVI), Diva (with PP20); Nova T; Philips: Sunrise SR1200ZTUNV; Leviton: IP710-DL.



INCLUDED COMPONENTS



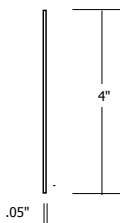
VERGE JUNCTION BOX

Slim profile junction box mounts behind drywall. Low voltage DC wires from remote power supply connect to LED wires. Junction box opening covered by Verge channel. Verge Power Junction Box can also be ordered separately: VG-1RE-JBOX.



LED SOFT STRIP

Commercial grade white or color-changing LED Soft Strip. See Lamp data on page 1 of spec sheet for additional details.



BACKER PLATE

The 4" paintable aluminum backer plate houses a single row of high CRI, commercial grade white or RGB Soft Strip.

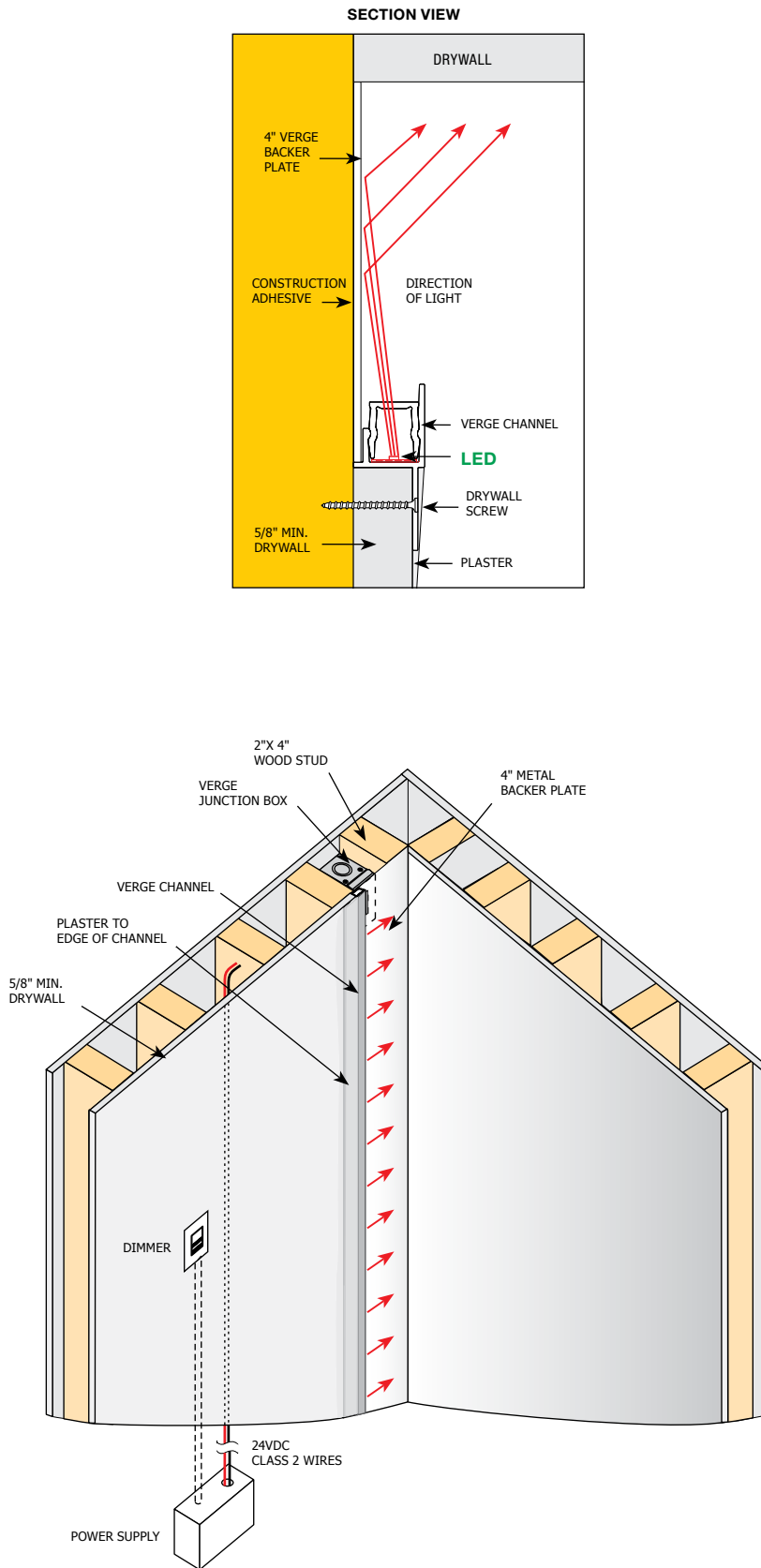
A Division of PureEdge Lighting 1718 W. Fullerton Chicago, IL 60614 • Ph: 773.770.1196 • Fax: 773.883.6128 • www.purelighting.com



COMPANY		FIXTURE TYPE		DATE	
PROJECT		APPROVED BY			



VERGE STANDARD APPLICATIONS



A Division of PureEdge Lighting 1718 W. Fullerton Chicago, IL 60614 • Ph: 773.770.1196 • Fax: 773.883.6128 • www.purelighting.com



COMPANY		FIXTURE TYPE		DATE	
PROJECT		APPROVED BY			



WATTS PER FOOT - 24K, 27K, 30K, 35K, 40K AND 57K WHITE LEDS

LENGTH IN FEET	WATTS
1	3
2	5
3	8
4	10
5	13
6	15
7	17
8	20
9	22
10	25

LENGTH IN FEET	WATTS
11	27
12	29
13	32
14	34
15	37
16	39
17	41
18	44
19	46
20	48

LENGTH IN FEET	WATTS
21	51
22	54
23	56
24	58
25	61
26	63
27	66
28	68
29	70
30	73

LENGTH IN FEET	WATTS
31	75
32	78
33	80
34	82
35	85
36	87
37	90
38	92
39	94
40	96

WATTS PER FOOT - 2K4K VARIABLE WHITE LEDS

LENGTH IN FEET	2K WATTS	4K WATTS
1	3	3
2	5	5
3	8	8
4	10	10
5	12	12
6	15	15
7	17	17

LENGTH IN FEET	2K WATTS	4K WATTS
8	20	20
9	22	22
10	24	24
11	27	27
12	29	29
13	32	32
14	34	34

LENGTH IN FEET	2K WATTS	4K WATTS
15	36	36
16	39	39
17	41	41
18	44	44
19	46	46
20	48	48

WATTS PER FOOT - RGB LEDS

LENGTH IN FEET	WATTS
1	3
2	6
3	8
4	11
5	13
6	16
7	19
8	21
9	24

LENGTH IN FEET	WATTS
10	26
11	29
12	32
13	34
14	37
15	39
16	42
17	45
18	47

LENGTH IN FEET	WATTS
19	50
20	52
21	55
22	58
23	60
24	63
25	65
26	68
27	71

LENGTH IN FEET	WATTS
28	73
29	76
30	78
31	81
32	84
33	86
34	89
35	91

WATTS PER FOOT - RGBW LEDS

LENGTH IN FEET	WATTS
1	6
2	12
3	18
4	24

LENGTH IN FEET	WATTS
5	30
6	36
7	42
8	48

LENGTH IN FEET	WATTS
9	54
10	60
11	66
12	72

LENGTH IN FEET	WATTS
13	78
14	84
15	90
16	96

COMPANY		FIXTURE TYPE		DATE	
PROJECT		APPROVED BY			

Product specification subject to change without notification. REV. 04.15.15

A Division of PureEdge Lighting 1718 W. Fullerton Chicago, IL 60614 • Ph: 773.770.1196 • Fax: 773.883.6128 • www.purelighting.com

