

# SS1 SOFT STRIP 1.4W 12VDC STANDARD OUTPUT, STANDARD CRI (65-70+)



SS1-12V-\_-WW

**Maximum Length  
Before Refeeding: 32 Ft**

| LENGTH<br>IN FEET | TOTAL<br>WATTAGE |
|-------------------|------------------|
| 1                 | 2W               |
| 2                 | 3W               |
| 3                 | 5W               |
| 4                 | 6W               |
| 5                 | 7W               |
| 6                 | 9W               |
| 7                 | 10W              |
| 8                 | 12W              |
| 9                 | 13W              |
| 10                | 14W              |
| 11                | 16W              |
| 12                | 17W              |
| 13                | 19W              |
| 14                | 20W              |
| 15                | 21W              |
| 16                | 23W              |
| 17                | 24W              |
| 18                | 25W              |
| 19                | 27W              |
| 20                | 28W              |
| 21                | 30W              |
| 22                | 31W              |
| 23                | 32W              |
| 24                | 34W              |
| 25                | 35W              |
| 26                | 36W              |
| 27                | 37W              |
| 28                | 38W              |
| 29                | 40W              |
| 30                | 42W              |
| 31                | 43W              |
| 32                | 45W              |



SS1-12V-2IN-\_  
2 Inch Soft Strip

## Description:

Soft Strip (SS1) provides accent light with warm-white or very warm white **LEDs**. At slightly more than a 3/8" wide, the flexible copper strip, with an optically clear protective coating, is sold in 1 ft increments up to 32 ft with easy plug-in connectors on each end. Includes a 6 ft power feed cable. For custom lengths, smaller segments are available in 2 inch increments (sold separately). Use plug-in flexible connectors for making turns and custom configurations.

At only 1.4 watts per foot, the economical system dims with a standard electronic low-voltage dimmer using TEB-60L-12DC, Edge Lighting's exclusive electronic power supply. Self-adhering SS1 mounts to most smooth finished surfaces with industrial strength 3M tape (provided on back of strip); some unfinished surfaces may require screw-in mounting clips (sold separately). Designed for indoor, open-air environments, SS1 includes a flexible aluminum heat sink to extend **LED** life. Fixtures include 5 year warranty.

## Applications:

Indoor Only - Inside cabinet, wine cellar, steps, behind mirrors, handrails, inside drawers, niches and toe kicks

## Lamp:

18 warm white (3050K) or very warm white (2660K) **LEDs** per foot  
65-70+ CRI  
Warm White: 74 lumens per foot  
**LED** lamps consume 1.4 watts per foot at 12VDC  
18" from counter produces 16 foot candles

## Average Lamp Life:

32,000 hours

## Power Supply:

60 watt, 120 volt input, 12 volt DC output **TEB-60L-12DC**

## Dimming:

Dimmable with low voltage electronic dimmer using power supply above. See power supply spec sheet for additional details.

Lutron: Diva #DVELV-300P; Skylark #SELV-300P; Maestro #MAELV-600 dimmers are recommended

## Mounting Strap:

Straps for mounting Soft Strip on surfaces not compatible with 3M tape (provided on the back of Soft Strip).



## SS-SU

Use U-Strap every 6 to 12 inches for extra support (30 per package).



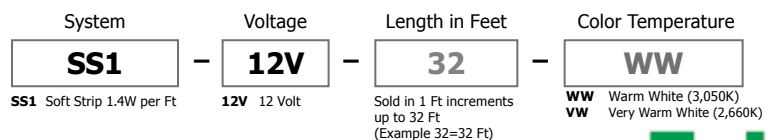
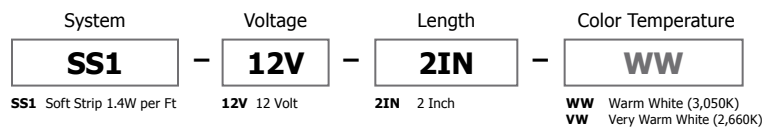
## SS-ST

Use Tie Strap every 6 to 12 inches for extra support (30 per package).



## SS1-MCL

Screw In Mounting Clip mounts beneath strip, snapping the Strip into place for additional support (10 per package).



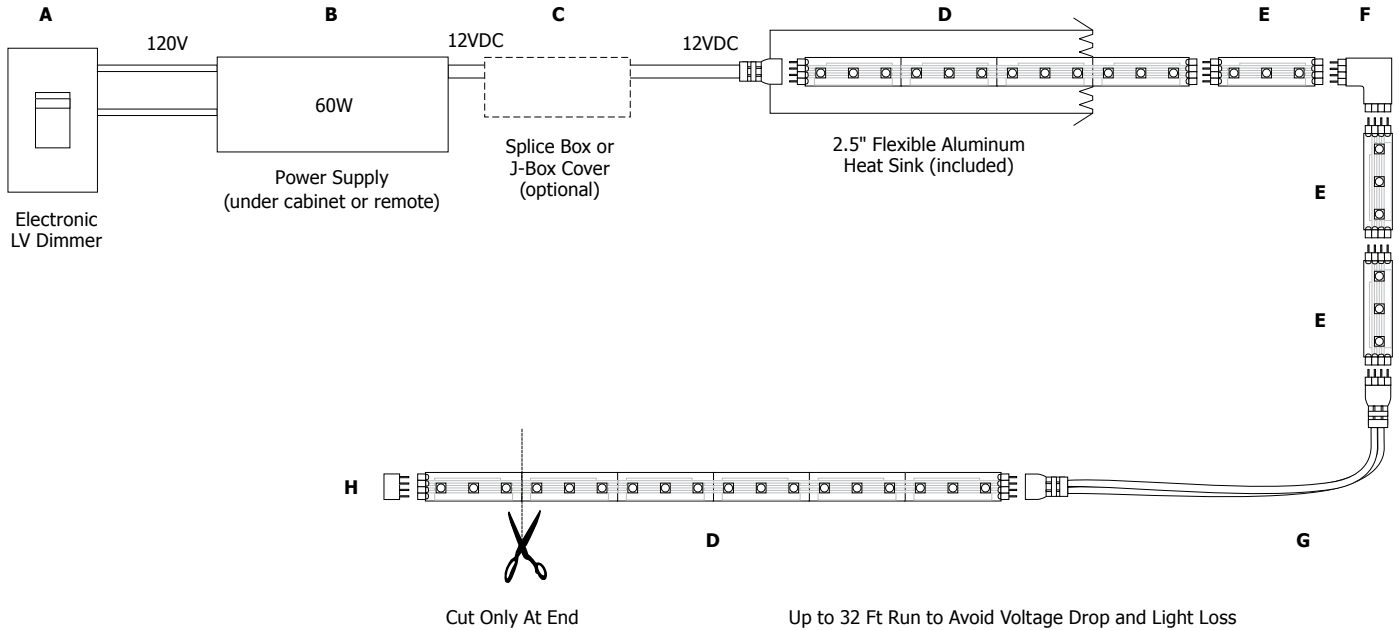
PROJECT:

FIXTURE  
TYPE:

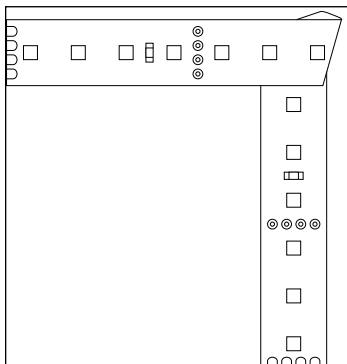
DATE:



- Application:** Electronic low-voltage dimming for Soft Strip 1.4W-12V
- Power Supply:** 60 watt, 120 volt input, 12 volt DC output **TEB-60L-12DC**
- Dimming:** Dimmable with low voltage electronic dimmer using power supply above. See power supply spec sheet for additional details. Lutron: Diva #DVELV-300P; Skylark #SELV-300P; Maestro #MAELV-600 dimmers are recommended



**STRIP DOES NOT BEND 90°**



- A. Lutron Dimmers  
Diva **DVELV-300P**  
or Skylark **SELV-300P**
- B. 60W 12VDC Power Supply  
**TEB-60L-12DC**
- C. Optional: Splice Box **1RB-WH** or  
3" Rectangle Canopy Cover **3RE-WH** or  
4" Round Canopy Cover **4RD-WH**
- D. Soft Strip 1.4W/12V, WW or VW  
**SS1-12V-\_-\_-**  
sold by the foot; up to 32 ft  
with easy plug-in connector  
on each end
- E. Soft Strip 1.4W/12V, WW or VW  
**SS1-12V-2IN-\_-**  
2 inch segment with easy  
plug-in connector on each end
- F. L-Connector  
**SS-CL**  
L-shaped plug-in connector
- G. Flexible Connector  
3, 6, 12, 36 or 96 inch  
**SS-CFX-\_-**
- H. End Cap Connector  
**SS-CEC**

PROJECT: \_\_\_\_\_ FIXTURE TYPE: \_\_\_\_\_ DATE: \_\_\_\_\_