

LINE-VOLTAGE PENDANTS/SUSPENSION

Echo Pendant



DESCRIPTION

Transparent cylinder shade over a white case glass cylinder. Black satin nickel, and white finish options highlighted with three satin nickel cylinder details and clear cable; antique bronze finish highlighted with three antique bronze cylinder details and brown cable. Available in two sizes: large and small. Large includes 120 volt, 75 watt or equivalent A19 medium base lamp or 18 watt GX24Q-2 base triple tube compact fluorescent lamp (electronic ballast included). Small includes 120 volt, 60 watt mini candelabra base lamp. Fixture is provided with six feet of field-cutable cable. Incandescent version dimmable with standard incandescent dimmer.

INSTALLATION

This product can mount to either a 4" square electrical box with round plaster ring or an octagon electrical box.

OTHER

TD includes 4.5" Round Canopy.
Antique Bronze and Black Finish Only Available on TD.
CF277 Lamp Only Available on TD.

ACCESSORIES & OPTICAL CONTROLS

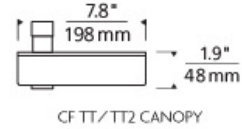
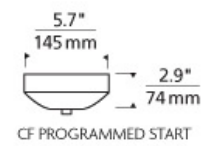
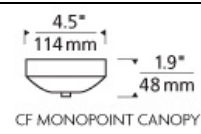
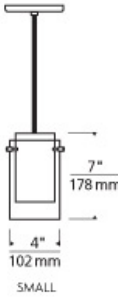
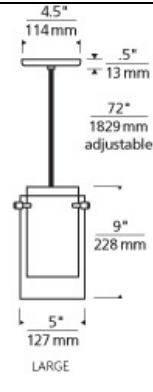
Line-voltage Swag Hook

WEIGHT

1.3lb / 0.59kg ±



steel blue



ORDERING INFORMATION

700 SYSTEM	ECP	SHAPE OR SIZE	COLOR	FINISH	LAMP
TD	LINE-VOLTAGE PENDANTS/SUSPENSION	LARGE	A AMBER	Z ANTIQUE BRONZE	INCANDESCENT 120V
TT	SINGLE-CIRCUIT T-TRAK	SMALL	Q AQUAMARINE	B BLACK	-CF COMPACT FLUORESCENT 120V
TT2	TWO-CIRCUIT T-TRAK		C CLEAR	S SATIN NICKEL	-CF277 COMPACT FLUORESCENT 277V
			B HAVANA BROWN	W WHITE	- COMPACT FLUORESCENT PROGRAMMED START 120V-PSUNV 277V
			S SMOKE		
			U STEEL BLUE		

Compact Fluorescent available with large version only.

For use on Halo*, Juno* or Lightolier* 120 volt single-circuit track, order as follows:

Incandescent: Order pendant as **700TD** and order appropriate [120V Track Adapter](#)

Compact Fluorescent: Substitute 700TD with one of the following: **700TH** (fits Halo*), **700TJ** (fits Juno*) or **700TI** (fits Lightolier*) and by substituting the finish with one of the following: **BZ** (Black/Antique Bronze), **BS** (Black/Satin Nickel), **WZ** (White/Antique Bronze) or **WS** (White/Satin Nickel).

*Tech Lighting is not affiliated, nor is it endorsed by any of the companies listed nor does Tech Lighting distribute any of their products.



700 ____ ECP _____

FIXTURE TYPE: _____

JOB NAME: _____

NOTES: _____
