



**BRAND** Astro Lighting

**DESCRIPTION**

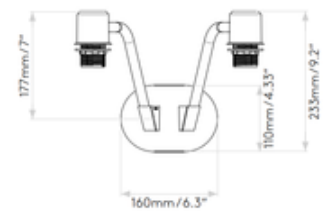
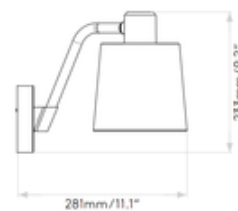
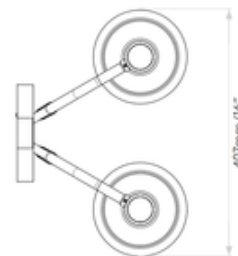
The Edward Twin Wall Sconce features a traditional design filtered through a modern lens, with decorative details pared down in favor of clean, fluid lines. The die-cast Matte Black base features contrasting gold accents and is complemented by tapered drum shades. The Matte Black and Matte Gold shades are metal, while the Black, Putty and White shades are fabric.



*Shown in: Matte Black / Black Fabric*

<b>SHADE COLOR</b>	Black Fabric
<b>BODY FINISH</b>	Matte Black
<b>WATTAGE</b>	24W
<b>DIMMER</b>	Low Voltage Electronic
<b>DIMENSIONS</b>	16"W x 9.5"H x 11.1"D
<b>BULB NOT INCLUDED</b>	
<b>LAMP</b>	2 x A19/Medium (E26)/12W/120V LED

**SPEC #** AST1033081



COMPANY	PROJECT	FIXTURE TYPE	APPROVED BY	DATE